



# BOLETIN EPIDEMIOLOGICO SEMANAL

## RED II HUAURA OYON

SEMANA N° 52 - AÑO 2008  
(DEL 21 DE DICIEMBRE AL 27 DE DICIEMBRE)

### EDITORIAL

La oficina de Epidemiología se dirige a todos los lectores de los Boletines Epidemiológicos, para en esta oportunidad presentarles los boletines epidemiológicos semanales, en él les informamos acerca de los principales daños sujetos a vigilancia epidemiológica, es de interés recibir comentarios y sugerencias a fin de seguir mejorando el trabajo dentro del sistema, del mismo modo proponemos que la información sea tomada en cuenta haciendo uso de uno de los atributos; la disponibilidad y la información a usuarios considerando el enfoque de análisis de riesgos

#### **Es Nuestra Misión**

Generar de manera continua y permanente en todos los niveles de nuestra Red de Vigilancia Información Epidemiológica acerca de la Situación de Salud de la Jurisdicción de la Red II Huaura Oyón que permita orientar la toma de decisiones y la construcción de Políticas Socio Sanitarias contribuyendo al mejoramiento del estado de Salud de la población.

**Dr. WILLIAM PEÑA AYUDANTE**  
DIRECTOR EJECUTIVO  
HOSPITAL GENERAL DE HUACHO  
RED II HUAURA OYON

#### EQUIPO DE TRABAJO

**Dr. Miguel Estela Vicuña**  
Jefe de la Unidad de  
Epidemiología y Salud Ambiental

**Dra. Milagros Pozo Nuñez**  
Lic. Juana Olinda Nicho Vargas  
Tec.Enf. Bertha Matilde Cristóbal Aguilar  
Tec.Dig. Christian Silencio Narvarte  
Tec.Dig. Walter Sobrevilla Chimbo

E-mail : [epidemiologia\\_huacho@hotmail.com](mailto:epidemiologia_huacho@hotmail.com)  
Web : [www.hduhuacho.gob.pe](http://www.hduhuacho.gob.pe)  
Telef : 232 2468

## Lo que debemos saber sobre LAS ENFERMEDADES DE TRANSMISIÓN SEXUAL



Las enfermedades de transmisión sexual, llamadas también enfermedades venéreas, son males que se transmiten a través de las relaciones sexuales. Siendo la forma de transmisión y contagio, a través del semen, fluido vaginal y en la sangre.

En este grupo de enfermedades algunas pueden llegar a ser graves, causando dolor crónico, esterilidad e incluso la muerte. En cambio otras, si se tratan a tiempo, no son tan perjudiciales. La clave está en diagnosticarlas a tiempo, ya que se propagan rápidamente.

### INFECCIONES DE TRANSMISIÓN SEXUAL CURABLES E INCURABLES:

#### ITS CURABLES:

- Sífilis
- Clamidia
- Gonorrea
- Ladilla

#### ITS INCURABLES:

- SIDA
- Hepatitis B
- Herpes Genital
- Verrugas Genitales

La falta de información y por consecuencia de precaución hace que estas enfermedades se propaguen.

**LAS ITS AUMENTAN EL RIESGO DE CONTRAER EL VIRUS DEL SIDA,  
¡EVITEMOS CONTAGIARNOS DE UNA ITS!**

Huacho, Noviembre del 2008

Oficina de Comunicaciones y Relaciones Públicas  
HOSPITAL REGIONAL DE HUACHO

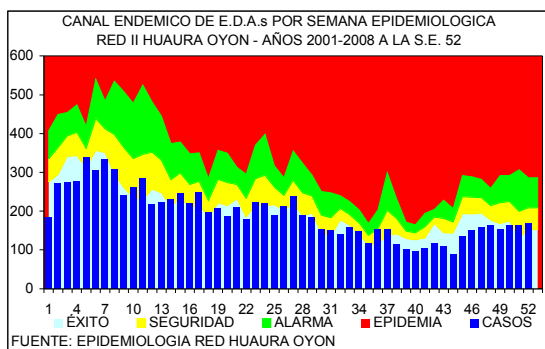
## SITUACION DE ENFERMEDADES DIARREICAS AGUDAS EN LA RED II HUAURA OYON

Tabla 01  
INCIDENCIA SEMANAL DE ENFERM. DIARREICAS AGUDAS SEGÚN TIPOS POR DISTRITOS Y GRUPOS DE EDAD  
RED II HUAURA OYON - 2008

SEMANA EPIDEMIOLOGICA N° 52 - DICIEMBRE 2008

| Distrito       | ACUOSAS  |         |          |       |      | DISENTERICAS |         |          |       |      | EDAS TOTALES |         |          |       |           |       |        |
|----------------|----------|---------|----------|-------|------|--------------|---------|----------|-------|------|--------------|---------|----------|-------|-----------|-------|--------|
|                | Men. 1 a | 1 - 4 a | May. 5 a | Total | ACUM | Men. 1 a     | 1 - 4 a | May. 5 a | Total | ACUM | Men. 1 a     | 1 - 4 a | May. 5 a | Total | (*)T.I.A. | ACUM  | % ACUM |
| HUAURA         | 4        | 16      | 19       | 39    | 1895 | 0            | 0       | 0        | 0     | 11   | 4            | 16      | 19       | 39    | 1.16      | 1906  | 18.97  |
| HUACHO         | 4        | 10      | 15       | 29    | 1762 | 0            | 0       | 0        | 0     | 60   | 4            | 10      | 15       | 29    | 0.51      | 1822  | 37.09  |
| SAYAN          | 2        | 7       | 13       | 22    | 1133 | 0            | 0       | 0        | 0     | 16   | 2            | 7       | 13       | 22    | 1.04      | 1149  | 48.53  |
| HUALMAY        | 1        | 4       | 5        | 10    | 1043 | 0            | 0       | 2        | 2     | 19   | 1            | 4       | 7        | 12    | 0.43      | 1062  | 59.09  |
| STA MARIA      | 5        | 4       | 10       | 19    | 984  | 0            | 0       | 0        | 0     | 29   | 5            | 4       | 10       | 19    | 0.65      | 1013  | 69.17  |
| VEGUETA        | 5        | 9       | 7        | 21    | 949  | 0            | 0       | 0        | 0     | 14   | 5            | 9       | 7        | 21    | 1.06      | 963   | 78.76  |
| CARQUIN        | 1        | 3       | 1        | 5     | 283  | 0            | 0       | 0        | 0     | 8    | 1            | 3       | 1        | 5     | 1.61      | 291   | 81.65  |
| OYON           | 0        | 1       | 0        | 1     | 255  | 0            | 0       | 0        | 0     | 5    | 0            | 1       | 0        | 1     | 0.09      | 260   | 84.24  |
| L. PRADO       | 2        | 2       | 1        | 5     | 232  | 0            | 0       | 0        | 0     | 5    | 2            | 2       | 1        | 5     | 1.67      | 237   | 86.60  |
| AMBAR          | 0        | 3       | 1        | 4     | 233  | 0            | 0       | 0        | 0     | 3    | 0            | 3       | 1        | 4     | 0.62      | 236   | 88.95  |
| PACCHO         | 0        | 0       | 0        | 0     | 222  | 0            | 0       | 0        | 0     | 3    | 0            | 0       | 0        | 0     | 0.00      | 225   | 91.18  |
| PACHANGARA     | 1        | 2       | 0        | 3     | 215  | 1            | 0       | 0        | 1     | 5    | 2            | 2       | 0        | 4     | 1.82      | 220   | 93.37  |
| COCHAMARCA     | 0        | 5       | 2        | 7     | 182  | 0            | 0       | 0        | 0     | 6    | 0            | 5       | 2        | 7     | 4.91      | 188   | 95.24  |
| Acolama-IHUARI | 0        | 0       | 0        | 0     | 138  | 0            | 0       | 0        | 0     | 0    | 0            | 0       | 0        | 0     | 0.00      | 138   | 96.62  |
| STA LEONOR     | 0        | 0       | 0        | 0     | 94   | 0            | 0       | 0        | 0     | 35   | 0            | 0       | 0        | 0     | 0.00      | 129   | 97.90  |
| NAVAN          | 0        | 0       | 0        | 0     | 111  | 0            | 0       | 0        | 0     | 0    | 0            | 0       | 0        | 0     | 0.00      | 111   | 99.00  |
| CAUJUL         | 0        | 0       | 0        | 0     | 62   | 0            | 0       | 0        | 0     | 0    | 0            | 0       | 0        | 0     | 0.00      | 62    | 99.62  |
| CHEGRAS        | 0        | 0       | 0        | 0     | 13   | 0            | 0       | 0        | 0     | 7    | 0            | 0       | 0        | 0     | 0.00      | 20    | 99.82  |
| ANDAJES        | 0        | 0       | 0        | 0     | 18   | 0            | 0       | 0        | 0     | 0    | 0            | 0       | 0        | 0     | 0.00      | 18    | 100.00 |
| TOTAL          | 25       | 66      | 74       | 165   | 9824 | 1            | 0       | 2        | 3     | 226  | 26           | 66      | 76       | 168   | 0.75      | 10050 |        |

FUENTE: EPIDEMIOLOGIA RED HUAURA OYON (\*)T.I.A. (SEMANAL) POR 1000 HAB.



DISTRITOS QUE PRESENTAN INCREMENTO DE EDAS EN LA S.E. 52 - 2008 RED II HUAURA OYON

|       | DISTRITOS  | EDAS | T.INCRE |
|-------|------------|------|---------|
| COSTA | STA. MARIA | 19   | 63.2    |
|       | HUAURA     | 39   | 41.0    |
|       | SAYAN      | 22   | 31.8    |
|       | HUACHO     | 29   | 24.1    |
|       | VEGUETA    | 21   | 23.8    |
|       | TOTAL      | 168  | 3.6     |

En la presente semana se han notificado 168 casos de enfermedades diarreicas agudas, observándose un 3.6% de incremento con respecto a la semana anterior. 1608 corresponden a menores de 1 año, 3861 al grupo de 1 a 4 años y 4581 al grupo de 5 a más años. En la curva epidémica nos ubicamos en zona de seguridad. El 80% del total de casos procede de 5 distritos de la costa (tabla 01)

El 71% de los distritos de costa (5/7) tuvieron incremento en el número de casos entre el 23.8 al 63.2%. Se sugiere analizar su información local y activar medidas de prevención y control en la población.

### EDAs Atendidas en el Hospital General de Huacho

| PLAN  | GRUPO DE EDADES |          |          | TOTAL    |
|-------|-----------------|----------|----------|----------|
|       | < 1 A           | 01 - 04  | 5 - +    |          |
| A     | 4               | 7        | 12       | 23 (40%) |
| B     | 5               | 17       | 13       | 35 (60%) |
| C     |                 |          |          |          |
| TOTAL | 9 (16%)         | 24 (41%) | 25 (43%) | 58       |

En la presente semana se han atendido 58 pacientes con EDAs en el Hospital General de Huacho, observándose un 31.91% de incremento respecto a la semana anterior.

El promedio semanal de casos para el periodo 2008 es de 60.

## SITUACION DE LAS INFECCIONES RESPIRATORIAS AGUDAS EN LA RED II HUAURA OYON

Tabla 02  
INCIDENCIA SEMANAL DE INFEC. RESPIRATORIAS AGUDAS SEGÚN TIPOS POR DISTRITOS Y GRUPOS DE EDAD  
RED II HUAURA OYON - 2008

| DISTRITOS     | HOSPITALIZADOS POR N.G. |       |      |       | NEUMONIAS GRAVE (N.G.) |        |       |      | NEUMONIAS |      |       |      | IRAS TOTALES |      |        |       | C.T.I.A. | ACUM  | % ACUM |       |        |
|---------------|-------------------------|-------|------|-------|------------------------|--------|-------|------|-----------|------|-------|------|--------------|------|--------|-------|----------|-------|--------|-------|--------|
|               | Men.2m                  | 2-11m | 1-4a | Total | ACUM                   | Men.2m | 2-11m | 1-4a | Total     | ACUM | 2-11m | 1-4a | Total        | ACUM | Men.2m | 2-11m |          |       |        | 1-4a  | Total  |
| HUAURA        | 0                       | 0     | 0    | 0     | 6                      | 0      | 0     | 0    | 0         | 6    | 0     | 0    | 0            | 35   | 5      | 25    | 53       | 83    | 28.43  | 5302  | 16.61  |
| HUALMAY       | 0                       | 0     | 0    | 0     | 2                      | 0      | 0     | 0    | 0         | 3    | 0     | 0    | 0            | 44   | 4      | 25    | 52       | 81    | 33.68  | 4273  | 30.36  |
| STA MARIA     | 0                       | 0     | 0    | 0     | 1                      | 0      | 0     | 0    | 0         | 1    | 1     | 0    | 1            | 30   | 3      | 15    | 41       | 59    | 23.33  | 3985  | 43.00  |
| HUACHO        | 0                       | 0     | 0    | 0     | 2                      | 0      | 0     | 0    | 0         | 2    | 0     | 0    | 0            | 56   | 4      | 19    | 47       | 70    | 14.18  | 3911  | 55.40  |
| VEGUETA       | 0                       | 0     | 0    | 0     | 0                      | 0      | 0     | 0    | 0         | 0    | 0     | 0    | 0            | 13   | 2      | 23    | 36       | 61    | 35.26  | 3875  | 67.69  |
| SAYAN         | 0                       | 0     | 0    | 0     | 0                      | 0      | 0     | 0    | 0         | 1    | 0     | 0    | 0            | 11   | 2      | 11    | 23       | 36    | 19.50  | 3826  | 79.82  |
| CARQUIN       | 0                       | 0     | 0    | 0     | 1                      | 0      | 0     | 0    | 0         | 1    | 0     | 0    | 0            | 7    | 0      | 4     | 11       | 15    | 26.79  | 1117  | 83.37  |
| OYON          | 0                       | 0     | 0    | 0     | 0                      | 0      | 0     | 0    | 0         | 0    | 0     | 0    | 0            | 1    | 0      | 3     | 12       | 15    | 16.23  | 1037  | 86.66  |
| PACHANGARA    | 0                       | 0     | 0    | 0     | 0                      | 0      | 0     | 0    | 0         | 0    | 1     | 0    | 1            | 6    | 1      | 5     | 6        | 12    | 46.15  | 730   | 88.97  |
| COCHAMARCA    | 0                       | 0     | 0    | 0     | 0                      | 0      | 0     | 0    | 0         | 0    | 0     | 0    | 0            | 0    | 0      | 9     | 9        | 72.58 | 592    | 90.85 |        |
| L PRADO       | 0                       | 0     | 0    | 0     | 0                      | 0      | 0     | 0    | 0         | 0    | 0     | 0    | 0            | 1    | 0      | 2     | 11       | 13    | 67.71  | 546   | 92.58  |
| AMBAR         | 0                       | 0     | 0    | 0     | 0                      | 0      | 0     | 0    | 0         | 0    | 0     | 0    | 0            | 2    | 1      | 5     | 9        | 15    | 55.35  | 509   | 94.19  |
| Acotama-HUARI | 0                       | 0     | 0    | 0     | 0                      | 0      | 0     | 0    | 0         | 0    | 0     | 0    | 0            | 2    | 0      | 1     | 1        | 2     | 16.81  | 478   | 95.71  |
| PACCHO        | 0                       | 0     | 0    | 0     | 0                      | 0      | 0     | 0    | 0         | 0    | 0     | 0    | 0            | 0    | 0      | 0     | 0        | 0     | 0.00   | 404   | 96.99  |
| STA LEONOR    | 0                       | 0     | 0    | 0     | 0                      | 0      | 0     | 0    | 0         | 0    | 0     | 1    | 1            | 1    | 0      | 0     | 5        | 5     | 50.51  | 318   | 98.00  |
| NAVAN         | 0                       | 0     | 0    | 0     | 0                      | 0      | 0     | 0    | 0         | 0    | 0     | 0    | 0            | 1    | 0      | 0     | 0        | 0     | 0.00   | 289   | 98.92  |
| CAUJUL        | 0                       | 0     | 0    | 0     | 0                      | 0      | 0     | 0    | 0         | 0    | 0     | 0    | 0            | 0    | 0      | 0     | 0        | 0     | 0.00   | 223   | 99.62  |
| ANDAJES       | 0                       | 0     | 0    | 0     | 0                      | 0      | 0     | 0    | 0         | 0    | 0     | 0    | 0            | 0    | 0      | 0     | 0        | 0     | 0.00   | 64    | 99.83  |
| CHECRAS       | 0                       | 0     | 0    | 0     | 0                      | 0      | 0     | 0    | 0         | 0    | 0     | 0    | 0            | 0    | 0      | 0     | 0        | 0     | 0.00   | 55    | 100.00 |
| TOTAL         | 0                       | 0     | 0    | 0     | 12                     | 0      | 0     | 0    | 0         | 14   | 2     | 1    | 3            | 210  | 22     | 138   | 316      | 476   | 24.47  | 31534 |        |

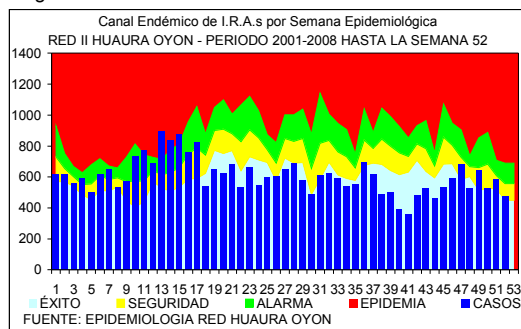
FUENTE: EPIDEMIOLOGIA RED HUAURA OYON

(\*)T.I.A.(SEMANTAL) POR 1000 MEN.5 AÑOS.

En la presente semana se notifican 476 IRAs en menores de 5 años (T.I.A. 24.5 por 1,000 menores de 5 años) el 80% del total de casos proceden de 6 distritos (tabla 02). En el canal Endémico nos ubicamos en zona de seguridad, con un 18.6% de disminución respecto a la semana anterior.

En lo que va del año se han hospitalizado 597 niños menores de 5 años, 62 con IRAs, 188 con Neumonía, 11 con Neumonía Grave y 336 con SOB-Asma el 100% de los casos ha sido referido a los establecimientos de salud para el cumplimiento del seguimiento y control.

Se sugiere a los equipos de los servicios de salud mantener la observación continua de las tendencias en grupos de mayor riesgo.



FUENTE: EPIDEMIOLOGIA RED HUAURA OYON

PACIENTES HOSPITALIZADOS CON IRAS EN EL HOSPITAL DE HUACHO HASTA LA S.E. N° 52 - 2008

| GRUPO ETAREO | DIAGNOSTICOS |          |         |      |
|--------------|--------------|----------|---------|------|
|              | IRA          | NEUMONIA | N.GRAVE | SOBA |
| Men.2 m      | 4            | -        | 11      | -    |
| 2 a 11m      | 24           | 73       | 0       | -    |
| Men.1a       | -            | -        | -       | -    |
| 1 a 4 a      | 34           | 115      | 0       | -    |
| May 5 a.     | -            | 34       | -       | -    |
| Men.2 a      | -            | -        | -       | 275  |
| 2 a 4a       | -            | -        | -       | 61   |
| TOTAL        | 62           | 222      | 11      | 336  |

## VIGILANCIA DE INMUNOPREVENIBLES

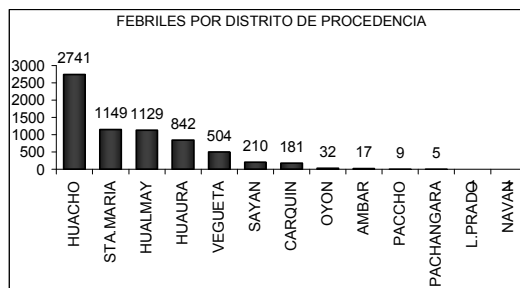
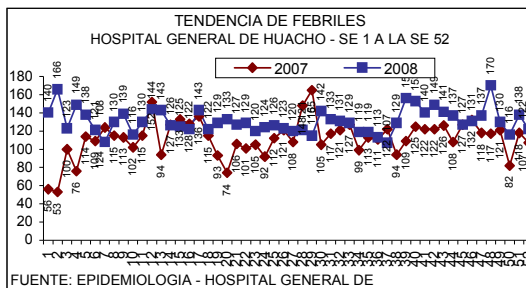
No se notifican casos.

## INFORME DE BROTES

CUADRO COMPARATIVO DE BROTES NOTIFICADOS HASTA LA SEMANA 52  
RED II HUAURA OYON PERIODO 2007 - 2008

| GRUPO DIAGNOSTICO            | 2007   |        | 2008   |        |
|------------------------------|--------|--------|--------|--------|
|                              | BROTOS | AFECT. | BROTOS | AFECT. |
| TOTAL BROTES                 | 14     | 108    | 12     | 43     |
| ZOONOTICAS                   | 2      | 4      | 0      | 0      |
| LEPTOSPIROSIS                | 1      | 3      | 0      | 0      |
| ANTRAX (CARBUNCO)            | 1      | 1      | 0      | 0      |
| TRANSMISIBLES                | 0      | 0      | 2      | 16     |
| CONJUNTIVITIS                | 0      | 0      | 1      | 12     |
| NEUMONIA                     | 0      | 0      | 1      | 4      |
| NO TRANSMISIBLES             | 1      | 3      | 1      | 3      |
| INTOXICACION POR PLAGUICIDAS | 1      | 3      | 1      | 3      |
| INMUNOPREVENIBLES            | 5      | 29     | 5      | 5      |
| RUBEOLA                      | 1      | 1      | 3      | 3      |
| TOS FERINA                   | 0      | 0      | 2      | 2      |
| PAROTIDITIS                  | 2      | 10     | 0      | 0      |
| VARICELA                     | 2      | 18     | 0      | 0      |
| E.T.A.s                      | 6      | 72     | 4      | 19     |
| BRUCELOSIS                   | 1      | 12     | 0      | 0      |
| INTOX.ALIMENTARIA            | 3      | 23     | 4      | 19     |
| FIEBRE TIFOIDEA              | 1      | 32     | 0      | 0      |
| HEPATITIS VIRAL              | 1      | 5      | 0      | 0      |

## VIGILANCIA CENTINELA DE FEBRILES PARA DENGUE



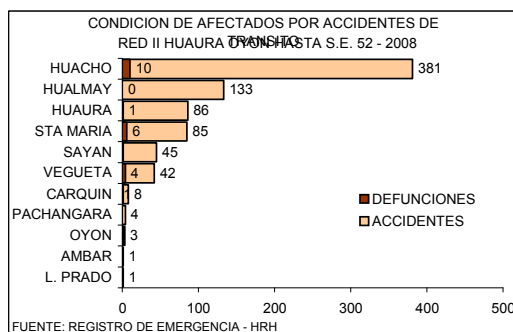
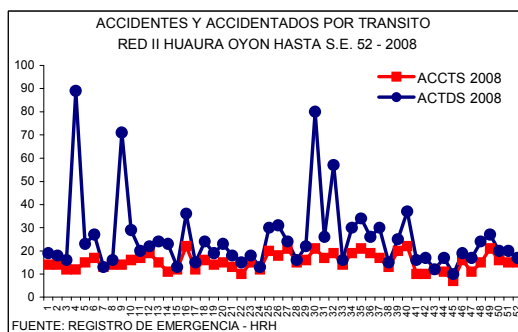
### FEBRILES POR GRUPO ETAREO HOSPITAL GENERAL DE HUACHO - SE 1 A LA SE 52

| EDADES       | TOTALES     | PORC.         |
|--------------|-------------|---------------|
| MEN. 1 A     | 911         | 13.36         |
| 1 - 4 A      | 1748        | 25.63         |
| 5 - 9 A      | 851         | 12.48         |
| 10 - 19 A    | 1016        | 14.90         |
| 20 - 59 A    | 1708        | 25.04         |
| 60 - +       | 587         | 8.61          |
| <b>TOTAL</b> | <b>6821</b> | <b>100.00</b> |

FUENTE: EPIDEMIOLOGIA - HOSPITAL GENERAL DE HUACHO

En la semana se ha identificado 122 febriles, observándose un 12% de disminución con respecto a la semana anterior la razón es de 1 febril por cada 7 atenciones. El acumulado hasta la semana 52 es de 6821 febriles, la tendencia se mantiene estable por lo que no se ha previsto la toma de muestra para estudio laboratorial. El 80% de los casos proceden de los distritos HUACHO, STA.MARIA Y HUALMAY

## VIGILANCIA DE ACCIDENTES DE TRANSITO



### CASOS DE VICTIMAS POR TRANSITO SEGUN GRUPO DE EDADES DE LA S.E. 1 HASTA LA S.E. 52 - 2008 RED II HUAURA OYON

| GRUPO DE EDADES | VICTIMAS    | PORCENTAJE    | DEFUNCIONES | LETALIDAD   |
|-----------------|-------------|---------------|-------------|-------------|
| Men. de 1 año   | 7           | 0.53          | 0           | 0.00        |
| De 1 - 4 años   | 55          | 4.17          | 0           | 0.00        |
| De 5 - 17 años  | 231         | 17.51         | 2           | 0.87        |
| De 10 - 19 años | 200         | 15.16         | 3           | 1.50        |
| De 20 - 64 años | 861         | 65.28         | 18          | 2.09        |
| De 65 a mas     | 100         | 7.58          | 3           | 3.00        |
| <b>TOTAL</b>    | <b>1319</b> | <b>100.00</b> | <b>24</b>   | <b>1.82</b> |

En la S.E. 52 ocurrieron 15 accidentes con 17 víctimas por tránsito. En lo que va del año ocurrieron 795 accidentes con 1319 víctimas por tránsito, el total de fallecidos por este tipo de accidentes es de 24 la Tasa de Letalidad es 1.82

### NUMERO DE ACCIDENTES Y VICTIMAS POR TRANSITO SEGUN DISTRITOS DE LA S.E. 1 HASTA LA S.E. 52 - 2008 RED II HUAURA OYON

| DISTRITO        | ACCIDENTES | VICTIMAS    | DEFUNCIONES | LETALIDAD   |
|-----------------|------------|-------------|-------------|-------------|
| HUACHO          | 381        | 629         | 10          | 1.59        |
| HUALMAY         | 133        | 162         | 0           | 0.00        |
| HUAURA          | 86         | 132         | 1           | 0.76        |
| STA MARIA       | 85         | 166         | 6           | 3.61        |
| VEGUETA         | 42         | 74          | 4           | 5.41        |
| SAYAN           | 45         | 126         | 1           | 0.79        |
| CARQUIN         | 8          | 8           | 1           | 12.50       |
| OYON            | 3          | 6           | 1           | 16.67       |
| PACHANGARA      | 4          | 4           | 0           | 0.00        |
| L. PRADO        | 1          | 1           | 0           | 0.00        |
| AMBAR           | 1          | 1           | 0           | 0.00        |
| OTROS DISTRITOS | 6          | 10          | 0           | 0.00        |
| <b>TOTAL</b>    | <b>795</b> | <b>1319</b> | <b>24</b>   | <b>1.82</b> |

FUENTE: REGISTRO DE EMERGENCIA - HRH

## INCIDENCIA SEMANAL Y ACUMULADA DE ENFERMEDADES SEGÚN GRUPOS DE DAÑOS

### OTRAS ENFERMEDADES TRANSMISIBLES

| PROVINCIA<br>DISTRITO | LEPTOSPIROSIS |                  |   |   |        | A27    |      | TBC BK (+)<br>NUEVOS |        | A15.0 |        | CONJUN<br>TIVITIS |      |        | B30    |      |        | HEPATITIS<br>TIPO B |      |        | B16    |      |        | VIH    |      |        | B20    |      |        | SIDA   |      |        | B24 |  |  |
|-----------------------|---------------|------------------|---|---|--------|--------|------|----------------------|--------|-------|--------|-------------------|------|--------|--------|------|--------|---------------------|------|--------|--------|------|--------|--------|------|--------|--------|------|--------|--------|------|--------|-----|--|--|
|                       | S.E.52        | HASTA LA S.E. 52 |   |   | T.I.A. | S.E.52 | ACUM | T.I.A.               | S.E.52 | ACUM  | T.I.A. | S.E.52            | ACUM | T.I.A. | S.E.52 | ACUM | T.I.A. | S.E.52              | ACUM | T.I.A. | S.E.52 | ACUM | T.I.A. | S.E.52 | ACUM | T.I.A. | S.E.52 | ACUM | T.I.A. | S.E.52 | ACUM | T.I.A. |     |  |  |
|                       |               | C                | P | D |        |        |      |                      |        |       |        |                   |      |        |        |      |        |                     |      |        |        |      |        |        |      |        |        |      |        |        |      |        |     |  |  |
| RED II HUAURA OYON    | 0             | 2                | 1 | 5 | 0.13   | 0      | 90   | 4.03                 | 8      | 659   | 29.49  | 0                 | 0    | 0.00   | 0      | 10   | 0.45   | 0                   | 9    | 0.40   |        |      |        |        |      |        |        |      |        |        |      |        |     |  |  |
| PROV. HUAURA          | 0             | 2                | 1 | 5 | 0.15   | 0      | 88   | 4.30                 | 8      | 630   | 30.82  | 0                 | 0    | 0.00   | 0      | 10   | 0.49   | 0                   | 8    | 0.39   |        |      |        |        |      |        |        |      |        |        |      |        |     |  |  |
| HUACHO                | 0             | 0                | 0 | 3 | 0.00   | 0      | 21   | 3.70                 | 0      | 62    | 10.93  | 0                 | 0    | 0.00   | 0      | 4    | 0.71   | 0                   | 4    | 0.71   |        |      |        |        |      |        |        |      |        |        |      |        |     |  |  |
| HUALMAY               | 0             | 0                | 0 | 0 | 0.00   | 0      | 25   | 9.05                 | 2      | 88    | 31.86  | 0                 | 0    | 0.00   | 0      | 4    | 1.45   | 0                   | 2    | 0.72   |        |      |        |        |      |        |        |      |        |        |      |        |     |  |  |
| HUAURA                | 0             | 1                | 0 | 0 | 0.30   | 0      | 18   | 5.37                 | 1      | 139   | 41.45  | 0                 | 0    | 0.00   | 0      | 0    | 0.00   | 0                   | 0    | 0.00   |        |      |        |        |      |        |        |      |        |        |      |        |     |  |  |
| VEGUETA               | 0             | 1                | 0 | 1 | 0.50   | 0      | 3    | 1.51                 | 3      | 117   | 58.89  | 0                 | 0    | 0.00   | 0      | 0    | 0.00   | 0                   | 0    | 0.00   |        |      |        |        |      |        |        |      |        |        |      |        |     |  |  |
| SAYAN                 | 0             | 0                | 0 | 0 | 0.00   | 0      | 7    | 3.30                 | 1      | 99    | 46.67  | 0                 | 0    | 0.00   | 0      | 0    | 0.00   | 0                   | 0    | 0.00   |        |      |        |        |      |        |        |      |        |        |      |        |     |  |  |
| CARQUIN               | 0             | 0                | 0 | 0 | 0.00   | 0      | 6    | 9.33                 | 0      | 3     | 4.66   | 0                 | 0    | 0.00   | 0      | 1    | 1.55   | 0                   | 1    | 1.55   |        |      |        |        |      |        |        |      |        |        |      |        |     |  |  |
| STA MARIA             | 0             | 0                | 1 | 1 | 0.34   | 0      | 7    | 2.41                 | 0      | 99    | 34.05  | 0                 | 0    | 0.00   | 0      | 1    | 0.34   | 0                   | 1    | 0.34   |        |      |        |        |      |        |        |      |        |        |      |        |     |  |  |
| PACCHO                | 0             | 0                | 0 | 0 | 0.00   | 0      | 0    | 0.00                 | 0      | 0     | 0.00   | 0                 | 0    | 0.00   | 0      | 0    | 0.00   | 0                   | 0    | 0.00   |        |      |        |        |      |        |        |      |        |        |      |        |     |  |  |
| STA LEONOR            | 0             | 0                | 0 | 0 | 0.00   | 0      | 0    | 0.00                 | 0      | 3     | 26.06  | 0                 | 0    | 0.00   | 0      | 0    | 0.00   | 0                   | 0    | 0.00   |        |      |        |        |      |        |        |      |        |        |      |        |     |  |  |
| CHECRAS               | 0             | 0                | 0 | 0 | 0.00   | 0      | 0    | 0.00                 | 0      | 4     | 28.07  | 0                 | 0    | 0.00   | 0      | 0    | 0.00   | 0                   | 0    | 0.00   |        |      |        |        |      |        |        |      |        |        |      |        |     |  |  |
| L. PRADO              | 0             | 0                | 0 | 0 | 0.00   | 0      | 0    | 0.00                 | 1      | 9     | 40.91  | 0                 | 0    | 0.00   | 0      | 0    | 0.00   | 0                   | 0    | 0.00   |        |      |        |        |      |        |        |      |        |        |      |        |     |  |  |
| AMBAR                 | 0             | 0                | 0 | 0 | 0.00   | 0      | 1    | 3.22                 | 0      | 7     | 22.56  | 0                 | 0    | 0.00   | 0      | 0    | 0.00   | 0                   | 0    | 0.00   |        |      |        |        |      |        |        |      |        |        |      |        |     |  |  |
| PROV. OYON            | 0             | 0                | 0 | 0 | 0.00   | 0      | 2    | 1.13                 | 0      | 28    | 15.86  | 0                 | 0    | 0.00   | 0      | 0    | 0.00   | 0                   | 1    | 0.57   |        |      |        |        |      |        |        |      |        |        |      |        |     |  |  |
| OYON                  | 0             | 0                | 0 | 0 | 0.00   | 0      | 1    | 0.94                 | 0      | 2     | 1.88   | 0                 | 0    | 0.00   | 0      | 0    | 0.00   | 0                   | 0    | 0.00   |        |      |        |        |      |        |        |      |        |        |      |        |     |  |  |
| PACHANGARA            | 0             | 0                | 0 | 0 | 0.00   | 0      | 1    | 3.35                 | 0      | 24    | 80.35  | 0                 | 0    | 0.00   | 0      | 0    | 0.00   | 0                   | 1    | 3.35   |        |      |        |        |      |        |        |      |        |        |      |        |     |  |  |
| ANDAJES               | 0             | 0                | 0 | 0 | 0.00   | 0      | 0    | 0.00                 | 0      | 0     | 0.00   | 0                 | 0    | 0.00   | 0      | 0    | 0.00   | 0                   | 0    | 0.00   |        |      |        |        |      |        |        |      |        |        |      |        |     |  |  |
| CAUJUL                | 0             | 0                | 0 | 0 | 0.00   | 0      | 0    | 0.00                 | 0      | 0     | 0.00   | 0                 | 0    | 0.00   | 0      | 0    | 0.00   | 0                   | 0    | 0.00   |        |      |        |        |      |        |        |      |        |        |      |        |     |  |  |
| COCHAMARCA            | 0             | 0                | 0 | 0 | 0.00   | 0      | 0    | 0.00                 | 0      | 2     | 14.04  | 0                 | 0    | 0.00   | 0      | 0    | 0.00   | 0                   | 0    | 0.00   |        |      |        |        |      |        |        |      |        |        |      |        |     |  |  |
| NAVAN                 | 0             | 0                | 0 | 0 | 0.00   | 0      | 0    | 0.00                 | 0      | 0     | 0.00   | 0                 | 0    | 0.00   | 0      | 0    | 0.00   | 0                   | 0    | 0.00   |        |      |        |        |      |        |        |      |        |        |      |        |     |  |  |
| IHUARI - ACOTAMA      | 0             | 0                | 0 | 0 | 0.00   | 0      | 0    | 0.00                 | 0      | 1     | 7.23   | 0                 | 0    | 0.00   | 0      | 0    | 0.00   | 0                   | 0    | 0.00   |        |      |        |        |      |        |        |      |        |        |      |        |     |  |  |

T.I.A. POR 10,000 HAB.

C = CONFIRMADO P = PROBABLE D = DESCARTADO

### ENFERMEDADES NO TRANSMISIBLES

| PROVINCIA<br>DISTRITO | (*) ACTS DE<br>TRANSITO |      |        | (**)ACTDS<br>TRANSITO |      |        | INTOXICAC.<br>PLAGUICIDA |      |        | T60.9  |      |        | INTOXICAC.<br>ALCOHOLICA |      |        | F10.0  |      |        | MORDEDURA<br>CANINA |      |        | W54    |      |        | ACCIDENTE<br>ARACNIDO |      |        | X21 |     |       |
|-----------------------|-------------------------|------|--------|-----------------------|------|--------|--------------------------|------|--------|--------|------|--------|--------------------------|------|--------|--------|------|--------|---------------------|------|--------|--------|------|--------|-----------------------|------|--------|-----|-----|-------|
|                       | S.E.52                  | ACUM | T.I.A. | S.E.52                | ACUM | T.I.A. | S.E.52                   | ACUM | T.I.A. | S.E.52 | ACUM | T.I.A. | S.E.52                   | ACUM | T.I.A. | S.E.52 | ACUM | T.I.A. | S.E.52              | ACUM | T.I.A. | S.E.52 | ACUM | T.I.A. | S.E.52                | ACUM | T.I.A. |     |     |       |
|                       |                         |      |        |                       |      |        |                          |      |        |        |      |        |                          |      |        |        |      |        |                     |      |        |        |      |        |                       |      |        | V87 | V70 | V70.9 |
| RED II HUAURA OYON    | 15                      | 789  | 35.31  | 17                    | 1309 | 58.57  | 1                        | 78   | 3.49   | 0      | 49   | 2.19   | 9                        | 397  | 17.76  | 0      | 74   | 3.31   |                     |      |        |        |      |        |                       |      |        |     |     |       |
| PROV. HUAURA          | 15                      | 782  | 38.25  | 17                    | 1299 | 63.54  | 1                        | 77   | 3.77   | 0      | 49   | 2.40   | 5                        | 376  | 18.39  | 0      | 74   | 3.62   |                     |      |        |        |      |        |                       |      |        |     |     |       |
| HUACHO                | 5                       | 381  | 67.17  | 5                     | 629  | 110.89 | 0                        | 0    | 0.00   | 0      | 28   | 4.94   | 1                        | 98   | 17.28  | 0      | 23   | 4.05   |                     |      |        |        |      |        |                       |      |        |     |     |       |
| HUALMAY               | 6                       | 133  | 48.16  | 6                     | 162  | 58.66  | 0                        | 4    | 1.45   | 0      | 5    | 1.81   | 1                        | 74   | 26.79  | 0      | 8    | 2.90   |                     |      |        |        |      |        |                       |      |        |     |     |       |
| HUAURA                | 1                       | 86   | 25.65  | 1                     | 132  | 39.37  | 0                        | 21   | 6.26   | 0      | 6    | 1.79   | 1                        | 61   | 18.19  | 0      | 12   | 3.58   |                     |      |        |        |      |        |                       |      |        |     |     |       |
| VEGUETA               | 1                       | 42   | 21.14  | 1                     | 74   | 37.24  | 0                        | 25   | 12.58  | 0      | 3    | 1.51   | 0                        | 20   | 10.07  | 0      | 4    | 2.01   |                     |      |        |        |      |        |                       |      |        |     |     |       |
| SAYAN                 | 2                       | 45   | 21.21  | 4                     | 126  | 59.40  | 0                        | 11   | 5.19   | 0      | 1    | 0.47   | 1                        | 61   | 28.76  | 0      | 3    | 1.41   |                     |      |        |        |      |        |                       |      |        |     |     |       |
| CARQUIN               | 0                       | 8    | 12.44  | 0                     | 8    | 12.44  | 0                        | 2    | 3.11   | 0      | 0    | 0.00   | 0                        | 3    | 4.66   | 0      | 1    | 1.55   |                     |      |        |        |      |        |                       |      |        |     |     |       |
| STA MARIA             | 0                       | 85   | 29.24  | 0                     | 166  | 57.10  | 0                        | 9    | 3.10   | 0      | 6    | 2.06   | 0                        | 38   | 13.07  | 0      | 17   | 5.85   |                     |      |        |        |      |        |                       |      |        |     |     |       |
| PACCHO                | 0                       | 0    | 0.00   | 0                     | 0    | 0.00   | 1                        | 1    | 4.74   | 0      | 0    | 0.00   | 0                        | 5    | 23.71  | 0      | 1    | 4.74   |                     |      |        |        |      |        |                       |      |        |     |     |       |
| STA LEONOR            | 0                       | 0    | 0.00   | 0                     | 0    | 0.00   | 0                        | 0    | 0.00   | 0      | 0    | 0.00   | 0                        | 4    | 34.75  | 0      | 0    | 0.00   |                     |      |        |        |      |        |                       |      |        |     |     |       |
| CHECRAS               | 0                       | 0    | 0.00   | 0                     | 0    | 0.00   | 0                        | 0    | 0.00   | 0      | 0    | 0.00   | 0                        | 1    | 7.02   | 0      | 0    | 0.00   |                     |      |        |        |      |        |                       |      |        |     |     |       |
| L. PRADO              | 0                       | 1    | 4.55   | 0                     | 1    | 4.55   | 0                        | 2    | 9.09   | 0      | 0    | 0.00   | 1                        | 9    | 40.91  | 0      | 1    | 4.55   |                     |      |        |        |      |        |                       |      |        |     |     |       |
| AMBAR                 | 0                       | 1    | 3.22   | 0                     | 1    | 3.22   | 0                        | 2    | 6.45   | 0      | 0    | 0.00   | 0                        | 2    | 6.45   | 0      | 4    | 12.89  |                     |      |        |        |      |        |                       |      |        |     |     |       |
| PROV. OYON            | 0                       | 7    | 3.97   | 0                     | 10   | 5.66   | 0                        | 0    | 0.00   | 0      | 0    | 0.00   | 4                        | 21   | 11.90  | 0      | 0    | 0.00   |                     |      |        |        |      |        |                       |      |        |     |     |       |
| OYON                  | 0                       | 3    | 2.82   | 0                     | 6    | 5.65   | 0                        | 0    | 0.00   | 0      | 0    | 0.00   | 0                        | 0    | 0.00   | 0      | 0    | 0.00   |                     |      |        |        |      |        |                       |      |        |     |     |       |
| PACHANGARA            | 0                       | 4    | 13.39  | 0                     | 4    | 13.39  | 0                        | 0    | 0.00   | 0      | 0    | 0.00   | 4                        | 15   | 50.22  | 0      | 0    | 0.00   |                     |      |        |        |      |        |                       |      |        |     |     |       |
| ANDAJES               | 0                       | 0    | 0.00   | 0                     | 0    | 0.00   | 0                        | 0    | 0.00   | 0      | 0    | 0.00   | 0                        | 1    | 9.63   | 0      | 0    | 0.00   |                     |      |        |        |      |        |                       |      |        |     |     |       |
| CAUJUL                | 0                       | 0    | 0.00   | 0                     | 0    | 0.00   | 0                        | 0    | 0.00   | 0      | 0    | 0.00   | 0                        | 0    | 0.00   | 0      | 0    | 0.00   |                     |      |        |        |      |        |                       |      |        |     |     |       |
| COCHAMARCA            | 0                       | 0    | 0.00   | 0                     | 0    | 0.00   | 0                        | 0    | 0.00   | 0      | 0    | 0.00   | 0                        | 2    | 14.04  | 0      | 0    | 0.00   |                     |      |        |        |      |        |                       |      |        |     |     |       |
| NAVAN                 | 0                       | 0    | 0.00   | 0                     | 0    | 0.00   | 0                        | 0    | 0.00   | 0      | 0    | 0.00   | 0                        | 3    | 31.85  | 0      | 0    | 0.00   |                     |      |        |        |      |        |                       |      |        |     |     |       |
| IHUARI - ACOTAMA      | 0                       | 0    | 0.00   | 0                     | 0    | 0.00   | 0                        | 1    | 7.23   | 0      | 0    | 0.00   | 0                        | 0    | 0.00   | 0      | 0    | 0.00   |                     |      |        |        |      |        |                       |      |        |     |     |       |

T.I.A. POR 10,000 HAB.

(\*) ACTS = ACCIDENTES DE TRANSITO

(\*\*)ACTDS = ACCIDENTADOS POR TRANSITO

### VIGILANCIA DE MUERTES

| PROVINCIA<br>DISTRITO | MUERTE<br>NEONATAL |      | P96.8            |                | MUERTE<br>INFANTIL |      | O93              |                | MUERTE DE<br>LA NIÑEZ |      | O94            |        | MTE.MATER<br>NA DIRECTA |                    | O95            |        | MTE.MATER<br>NA INDIREC. |                    | O96            |        | MUERTE POR<br>ACC.TRANSI |          | V70      |  |
|-----------------------|--------------------|------|------------------|----------------|--------------------|------|------------------|----------------|-----------------------|------|----------------|--------|-------------------------|--------------------|----------------|--------|--------------------------|--------------------|----------------|--------|--------------------------|----------|----------|--|
|                       | S.E.52             | ACUM | RAZON<br>MORT(*) | T.M.A.<br>(**) | S.E.52             | ACUM | RAZON<br>MORT(*) | T.M.A.<br>(**) | S.E.52                | ACUM | T.M.A.<br>(**) | S.E.52 | ACUM                    | RAZON<br>MORT(***) | T.M.A.<br>(**) | S.E.52 | ACUM                     | RAZON<br>MORT(***) | T.M.A.<br>(**) | S.E.52 | ACUM                     | T.L.E.T. |          |  |
|                       |                    |      |                  |                |                    |      |                  |                |                       |      |                |        |                         |                    |                |        |                          |                    |                |        |                          |          | T.L.E.T. |  |
| RED II HUAURA OYON    | 0                  | 20   | 5.81             | 0              | 29                 | 8.43 | 0                | 38             | 0.62                  | 0    | 3              | 87.18  | 0                       | 2                  | 58.12          | 0      | 24                       | 1.83               |                |        |                          |          |          |  |
| PROV. HUAURA          | 0                  | 19   | -                | 0              | 27                 | -    | 0                | 35             | 0.62                  | 0    | 1              | -      | 0                       | 2                  | -              | 0      | 23                       | 1.77               |                |        |                          |          |          |  |
| HUACHO                | 0                  | 9    | -                | 0              | 10                 | -    | 0                | 11             | 0.68                  | 0    | 1              | -      | 0                       | 2                  | -              | 0      | 10                       | 1.59               |                |        |                          |          |          |  |
| HUALMAY               | 0                  | 0    | -                | 0              | 0                  | -    | 0                | 3              | 0.39                  | 0    | 0              | -      | 0                       | 0                  | -              | 0      | 0                        | 0.00               |                |        |                          |          |          |  |
| HUAURA                | 0                  | 1    | -                | 0              | 3                  | -    | 0                | 4              | 0.44                  | 0    | 0              | -      | 0                       | 0                  | -              | 0      | 1                        | 0.76               |                |        |                          |          |          |  |
| VEGUETA               | 0                  | 4    | -                | 0              | 7                  | -    | 0                | 7              | 1.31                  | 0    | 0              | -      | 0                       | 0                  | -              | 0      | 4                        | 5.41               |                |        |                          |          |          |  |
| SAYAN                 | 0                  | 1    | -                | 0              | 2                  | -    | 0                | 4              | 0.71                  | 0    | 0              | -      | 0                       | 0                  | -              | 0      | 1                        | 0.79               |                |        |                          |          |          |  |
| CARQUIN               | 0                  | 0    | -                | 0              | 0                  | -    | 0                | 1              | 0.64                  | 0    | 0              | -      | 0                       | 0                  | -              | 0      | 1                        | 12.50              |                |        |                          |          |          |  |
| STA MARIA             | 0                  | 1    | -                | 0              | 2                  | -    | 0                | 2              | 0.25                  | 0    | 0              | -      | 0                       | 0                  | -              | 0      | 6                        | 3.61               |                |        |                          |          |          |  |
| PACCHO                | 0                  | 0    | -                | 0              | 0                  | -    | 0                | 0              | 0.00                  | 0    | 0              | -      | 0                       | 0                  | -              | 0      | 0                        | 0.00               |                |        |                          |          |          |  |
| STA LEONOR            | 0                  | 0    | -                | 0              | 0                  | -    | 0                | 0              | 0.00                  | 0    | 0              | -      | 0                       | 0                  | -              | 0      | 0                        | 0.00               |                |        |                          |          |          |  |
| CHECRAS               | 0                  | 0    | -                | 0              | 0                  | -    | 0                | 0              | 0.00                  | 0    | 0              | -      | 0                       | 0                  | -              | 0      | 0                        | 0.00               |                |        |                          |          |          |  |
| L. PRADO              | 0                  | 0    | -                | 0              | 0                  | -    | 0                | 0              | 0.00                  | 0    | 0              | -      | 0                       | 0                  | -              | 0      | 0                        | 0.00               |                |        |                          |          |          |  |
| AMBAR                 | 0                  | 3    | -                | 0              | 3                  | -    | 0                | 3              | 3.62                  | 0    | 0              | -      | 0                       | 0                  | -              | 0      | 0                        | 0.00               |                |        |                          |          |          |  |
| PROV. OYON            | 0                  | 1    | -                | 0              | 2                  | -    | 0                | 3              | 0.62                  | 0    | 2              | -      | 0                       | 0                  | -              | 0      | 1                        | 10.00              |                |        |                          |          |          |  |
| OYON                  | 0                  | 1    | -                | 0              | 2                  | -    | 0                | 2              | 0.70                  | 0    | 2              | -      | 0                       | 0                  | -              | 0      | 1                        | 16.67              |                |        |                          |          |          |  |
| PACHANGARA            | 0                  | 0    | -                | 0              | 0                  | -    | 0                | 0              | 0.00                  | 0    | 0              | -      | 0                       | 0                  | -              | 0      | 0                        | 0.00               |                |        |                          |          |          |  |
| ANDAJES               | 0                  | 0    | -                | 0              | 0                  | -    | 0                | 0              | 0.00                  | 0    | 0              | -      | 0                       | 0                  | -              | 0      | 0                        | 0.00               |                |        |                          |          |          |  |
| CAUJUL                | 0                  | 0    | -                | 0              | 0                  | -    | 0                | 0              | 0.00                  | 0    | 0              | -      | 0                       | 0                  | -              | 0      | 0                        | 0.00               |                |        |                          |          |          |  |
| COCHAMARCA            | 0                  | 0    | -                | 0              | 0                  | -    | 0                | 1              | 2.56                  | 0    | 0              | -      | 0                       | 0                  | -              | 0      | 0                        | 0.00               |                |        |                          |          |          |  |
| NAVAN                 | 0                  | 0    | -                | 0              | 0                  | -    | 0                | 0              | 0.00                  | 0    | 0              | -      | 0                       | 0                  | -              | 0      | 0                        | 0.00               |                |        |                          |          |          |  |
| IHUARI - ACOTAMA      | 0                  | 0    | -                | 0              | 0                  | -    | 0                | 0              | 0.00                  | 0    | 0              | -      | 0                       | 0                  | -              | 0      | 0                        | 0.00               |                |        |                          |          |          |  |

(\*) RAZON MORTALIDAD POR 1,000 N.V.

(\*\*) T.M.A. POR 1,000 MEN. 5 AÑOS

(\*\*\*) RAZON MORTALIDAD POR 100,000 N.V.

3,441 NACIDOS VIVOS

## INCIDENCIA SEMANAL Y ACUMULADA DE ENFERMEDADES SEGÚN GRUPOS DE DAÑOS

**ENFERMEDADES TRANSMITIDAS POR ALIMENTOS**

| PROVINCIA<br>DISTRITO | COLERA |                  |   |   | A00    |        | INTOXIC.<br>ALIMENTAR, A05 |        | FIEBRE<br>TIFOIDEA A01 |      | HEPATITIS<br>VIRAL B15 |        | BRUCELOSIS A23.9 |        |   |   |      |
|-----------------------|--------|------------------|---|---|--------|--------|----------------------------|--------|------------------------|------|------------------------|--------|------------------|--------|---|---|------|
|                       | S.E.52 | HASTA LA S.E. 52 |   |   | T.I.A. | S.E.52 | ACUM                       | T.I.A. | S.E.52                 | ACUM | T.I.A.                 | S.E.52 | ACUM             | T.I.A. |   |   |      |
|                       |        | C                | P | D |        |        |                            |        |                        |      |                        |        |                  |        |   |   |      |
| RED II HUAURA OYON    | 0      | 0                | 0 | 0 | 0.00   | 4      | 291                        | 13.02  | 1                      | 82   | 3.67                   | 0      | 79               | 3.53   | 0 | 4 | 0.18 |
| PROV. HUAURA          | 0      | 0                | 0 | 0 | 0.00   | 4      | 291                        | 14.23  | 1                      | 80   | 3.91                   | 0      | 77               | 3.77   | 0 | 4 | 0.20 |
| HUACHO                | 0      | 0                | 0 | 0 | 0.00   | 1      | 135                        | 23.80  | 1                      | 10   | 1.76                   | 0      | 23               | 4.05   | 0 | 0 | 0.00 |
| HUALMAY               | 0      | 0                | 0 | 0 | 0.00   | 3      | 53                         | 19.19  | 0                      | 17   | 6.16                   | 0      | 9                | 3.26   | 0 | 0 | 0.00 |
| HUAURA                | 0      | 0                | 0 | 0 | 0.00   | 0      | 37                         | 11.03  | 0                      | 9    | 2.68                   | 0      | 14               | 4.18   | 0 | 0 | 0.00 |
| VEGUETA               | 0      | 0                | 0 | 0 | 0.00   | 0      | 14                         | 7.05   | 0                      | 2    | 1.01                   | 0      | 9                | 4.53   | 0 | 0 | 0.00 |
| SAYAN                 | 0      | 0                | 0 | 0 | 0.00   | 0      | 5                          | 2.36   | 0                      | 35   | 16.50                  | 0      | 12               | 5.66   | 0 | 4 | 1.89 |
| CARQUIN               | 0      | 0                | 0 | 0 | 0.00   | 0      | 5                          | 7.77   | 0                      | 1    | 1.55                   | 0      | 5                | 7.77   | 0 | 0 | 0.00 |
| STA MARIA             | 0      | 0                | 0 | 0 | 0.00   | 0      | 40                         | 13.76  | 0                      | 3    | 1.03                   | 0      | 4                | 1.38   | 0 | 0 | 0.00 |
| PACCHO                | 0      | 0                | 0 | 0 | 0.00   | 0      | 0                          | 0.00   | 0                      | 0    | 0.00                   | 0      | 0                | 0.00   | 0 | 0 | 0.00 |
| STA LEONOR            | 0      | 0                | 0 | 0 | 0.00   | 0      | 0                          | 0.00   | 0                      | 0    | 0.00                   | 0      | 0                | 0.00   | 0 | 0 | 0.00 |
| CHECRAS               | 0      | 0                | 0 | 0 | 0.00   | 0      | 1                          | 7.02   | 0                      | 0    | 0.00                   | 0      | 0                | 0.00   | 0 | 0 | 0.00 |
| L. PRADO              | 0      | 0                | 0 | 0 | 0.00   | 0      | 0                          | 0.00   | 0                      | 3    | 13.64                  | 0      | 1                | 4.55   | 0 | 0 | 0.00 |
| AMBAR                 | 0      | 0                | 0 | 0 | 0.00   | 0      | 1                          | 3.22   | 0                      | 0    | 0.00                   | 0      | 0                | 0.00   | 0 | 0 | 0.00 |
| PROV. OYON            | 0      | 0                | 0 | 0 | 0.00   | 0      | 0                          | 0.00   | 0                      | 0    | 0.00                   | 0      | 2                | 1.13   | 0 | 0 | 0.00 |
| OYON                  | 0      | 0                | 0 | 0 | 0.00   | 0      | 0                          | 0.00   | 0                      | 0    | 0.00                   | 0      | 0                | 0.00   | 0 | 0 | 0.00 |
| PACHANGARA            | 0      | 0                | 0 | 0 | 0.00   | 0      | 0                          | 0.00   | 0                      | 0    | 0.00                   | 0      | 2                | 6.70   | 0 | 0 | 0.00 |
| ANDAJES               | 0      | 0                | 0 | 0 | 0.00   | 0      | 0                          | 0.00   | 0                      | 0    | 0.00                   | 0      | 0                | 0.00   | 0 | 0 | 0.00 |
| CAUJUL                | 0      | 0                | 0 | 0 | 0.00   | 0      | 0                          | 0.00   | 0                      | 0    | 0.00                   | 0      | 0                | 0.00   | 0 | 0 | 0.00 |
| COCHAMARCA            | 0      | 0                | 0 | 0 | 0.00   | 0      | 0                          | 0.00   | 0                      | 0    | 0.00                   | 0      | 0                | 0.00   | 0 | 0 | 0.00 |
| NAVAN                 | 0      | 0                | 0 | 0 | 0.00   | 0      | 0                          | 0.00   | 0                      | 0    | 0.00                   | 0      | 0                | 0.00   | 0 | 0 | 0.00 |
| IHUARI - ACOTAMA      | 0      | 0                | 0 | 0 | 0.00   | 0      | 0                          | 0.00   | 0                      | 2    | 14.46                  | 0      | 0                | 0.00   | 0 | 0 | 0.00 |

T.I.A. POR 10,000 HAB. C = CONFIRMADO P = PROBABLE D = DESCARTADO

**ENFERMEDADES METAXENICAS**

| PROVINCIA<br>DISTRITO | MALARIA VIVAX<br>(AUTOCTONOS) |                  |   |   | B51    | BARTONELOSIS AGUDA A44.0 |                  |   |   | BARTONEL.<br>ERUPTIVA A44.1 | LEISHMANIO.<br>CUTANEA B55.1 |      |        |   |     |        |
|-----------------------|-------------------------------|------------------|---|---|--------|--------------------------|------------------|---|---|-----------------------------|------------------------------|------|--------|---|-----|--------|
|                       | S.E.52                        | HASTA LA S.E. 52 |   |   | T.I.A. | S.E.52                   | HASTA LA S.E. 52 |   |   | T.I.A.                      | S.E.52                       | ACUM | T.I.A. |   |     |        |
|                       |                               | C                | P | D |        |                          | C                | P | D |                             |                              |      |        |   |     |        |
| RED II HUAURA OYON    | 0                             | 0                | 0 | 0 | 0.00   | 0                        | 0                | 0 | 0 | 0.00                        | 0                            | 0    | 0.00   | 0 | 145 | 6.49   |
| PROV. HUAURA          | 0                             | 0                | 0 | 0 | 0.00   | 0                        | 0                | 0 | 0 | 0.00                        | 0                            | 0    | 0.00   | 0 | 68  | 3.33   |
| HUACHO                | 0                             | 0                | 0 | 0 | 0.00   | 0                        | 0                | 0 | 0 | 0.00                        | 0                            | 0    | 0.00   | 0 | 0   | 0.00   |
| HUALMAY               | 0                             | 0                | 0 | 0 | 0.00   | 0                        | 0                | 0 | 0 | 0.00                        | 0                            | 0    | 0.00   | 0 | 0   | 0.00   |
| HUAURA                | 0                             | 0                | 0 | 0 | 0.00   | 0                        | 0                | 0 | 0 | 0.00                        | 0                            | 0    | 0.00   | 0 | 0   | 0.00   |
| VEGUETA               | 0                             | 0                | 0 | 0 | 0.00   | 0                        | 0                | 0 | 0 | 0.00                        | 0                            | 0    | 0.00   | 0 | 0   | 0.00   |
| SAYAN                 | 0                             | 0                | 0 | 0 | 0.00   | 0                        | 0                | 0 | 0 | 0.00                        | 0                            | 0    | 0.00   | 0 | 0   | 0.00   |
| CARQUIN               | 0                             | 0                | 0 | 0 | 0.00   | 0                        | 0                | 0 | 0 | 0.00                        | 0                            | 0    | 0.00   | 0 | 0   | 0.00   |
| STA MARIA             | 0                             | 0                | 0 | 0 | 0.00   | 0                        | 0                | 0 | 0 | 0.00                        | 0                            | 0    | 0.00   | 0 | 0   | 0.00   |
| PACCHO                | 0                             | 0                | 0 | 0 | 0.00   | 0                        | 0                | 0 | 0 | 0.00                        | 0                            | 0    | 0.00   | 0 | 0   | 0.00   |
| STA LEONOR            | 0                             | 0                | 0 | 0 | 0.00   | 0                        | 0                | 0 | 0 | 0.00                        | 0                            | 0    | 0.00   | 0 | 25  | 118.54 |
| CHECRAS               | 0                             | 0                | 0 | 0 | 0.00   | 0                        | 0                | 0 | 0 | 0.00                        | 0                            | 0    | 0.00   | 0 | 5   | 35.09  |
| L. PRADO              | 0                             | 0                | 0 | 0 | 0.00   | 0                        | 0                | 0 | 0 | 0.00                        | 0                            | 0    | 0.00   | 0 | 19  | 86.36  |
| AMBAR                 | 0                             | 0                | 0 | 0 | 0.00   | 0                        | 0                | 0 | 0 | 0.00                        | 0                            | 0    | 0.00   | 0 | 17  | 54.79  |
| PROV. OYON            | 0                             | 0                | 0 | 0 | 0.00   | 0                        | 0                | 0 | 0 | 0.00                        | 0                            | 0    | 0.00   | 0 | 46  | 26.06  |
| OYON                  | 0                             | 0                | 0 | 0 | 0.00   | 0                        | 0                | 0 | 0 | 0.00                        | 0                            | 0    | 0.00   | 0 | 0   | 0.00   |
| PACHANGARA            | 0                             | 0                | 0 | 0 | 0.00   | 0                        | 0                | 0 | 0 | 0.00                        | 0                            | 0    | 0.00   | 0 | 13  | 43.52  |
| ANDAJES               | 0                             | 0                | 0 | 0 | 0.00   | 0                        | 0                | 0 | 0 | 0.00                        | 0                            | 0    | 0.00   | 0 | 1   | 9.63   |
| CAUJUL                | 0                             | 0                | 0 | 0 | 0.00   | 0                        | 0                | 0 | 0 | 0.00                        | 0                            | 0    | 0.00   | 0 | 8   | 125.39 |
| COCHAMARCA            | 0                             | 0                | 0 | 0 | 0.00   | 0                        | 0                | 0 | 0 | 0.00                        | 0                            | 0    | 0.00   | 0 | 15  | 105.26 |
| NAVAN                 | 0                             | 0                | 0 | 0 | 0.00   | 0                        | 0                | 0 | 0 | 0.00                        | 0                            | 0    | 0.00   | 0 | 9   | 95.54  |
| IHUARI - ACOTAMA      | 0                             | 0                | 0 | 0 | 0.00   | 0                        | 0                | 0 | 0 | 0.00                        | 0                            | 0    | 0.00   | 0 | 31  | 224.15 |

T.I.A. POR 10,000 HAB. C = CONFIRMADO P = PROBABLE D = DESCARTADO

**MONITOREO DEL SISTEMA DE INFORMACION – NOTI SP S.E. 52  
POR MICROREDES - RED II HUAURA OYON**

| MICROREDES | OPORTUNIDAD | COBERTURA | CALIDAD DEL DATO | CONCORDANCIA NOTISP-FISICO | CALIFICACION |
|------------|-------------|-----------|------------------|----------------------------|--------------|
| HOSPITAL   | 100%        | 100%      | 100%             | 100%                       | 100%         |
| HUAURA     | 100%        | 100%      | 60%              | 100%                       | 84%          |
| HUALMAY    | 100%        | 100%      | 100%             | 0%                         | 90%          |
| SAYAN      | 100%        | 100%      | 100%             | 100%                       | 100%         |
| VEGUETA    | 100%        | 100%      | 100%             | 100%                       | 100%         |
| CHURIN     | 50%         | 100%      | 0%               | 0%                         | 35%          |

